

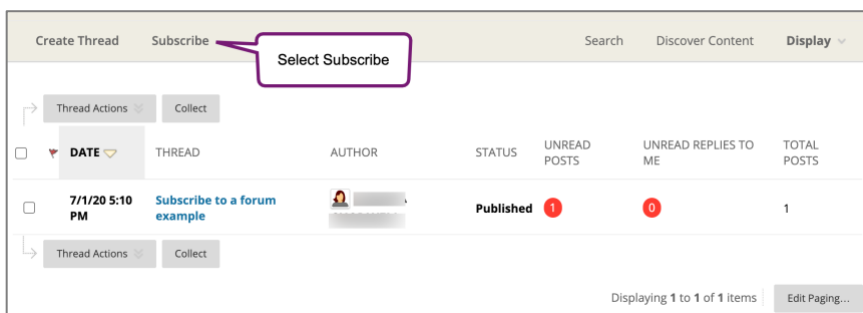
## Subscribe to a Discussion Forum or Thread

A Blackboard discussion may be set up to allow for subscribing to forums or threads. If activated, you can subscribe to email alerts to know when new posts are made. Your instructor chooses if the alerts are for posts made at the forum or thread level.

- When the forum email subscription feature is enabled, select **Subscribe** at the top of the page. You will receive emails when new posts are made to the forum.
- When the thread email subscription feature is enabled, select one or more thread check boxes and select **Subscribe** in the Thread Actions menu. You'll receive emails when new posts are made to the selected threads.

### Subscribe to a Forum

1. Access the discussion forum.
2. Select **Subscribe** at the top of the page.



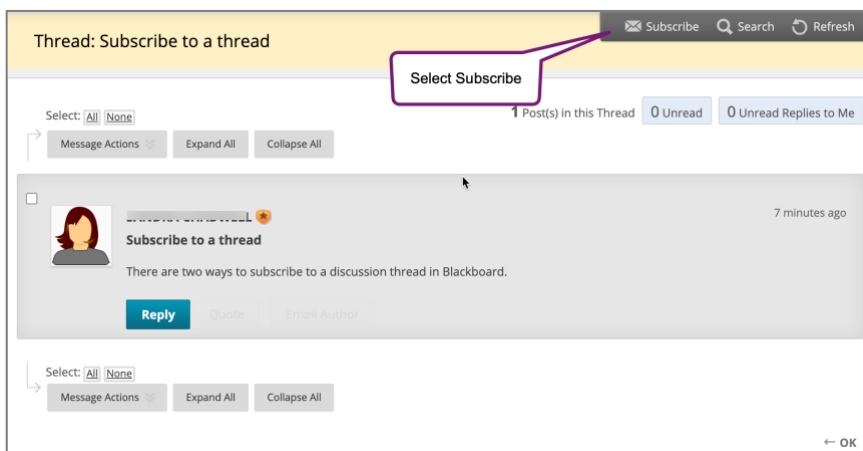
3. To unsubscribe, access the same discussion board and select **Unsubscribe**.

### Subscribe to a Thread

There are two ways to subscribe to a **discussion thread** in Blackboard.

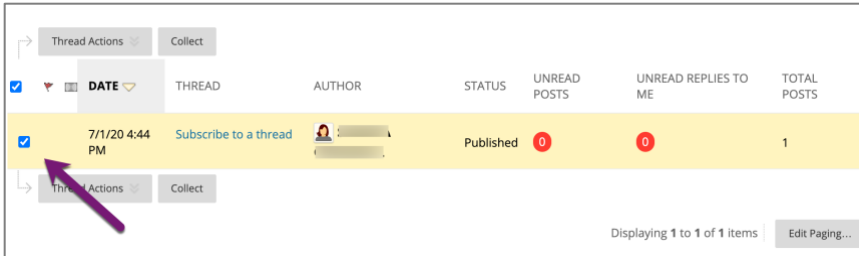
#### Subscribe to a Thread Option One

1. Access the thread to which you want to subscribe.
2. Hover your mouse over the posts to activate the **Subscribe** button.
3. Select the **Subscribe** button that appears in the upper right of the discussion.

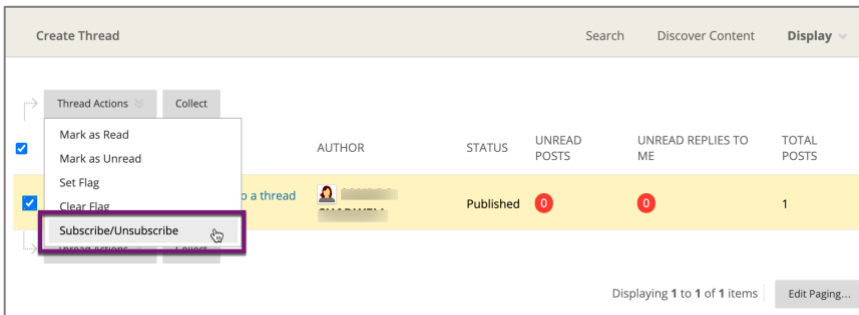


### Subscribe to a Thread Option Two

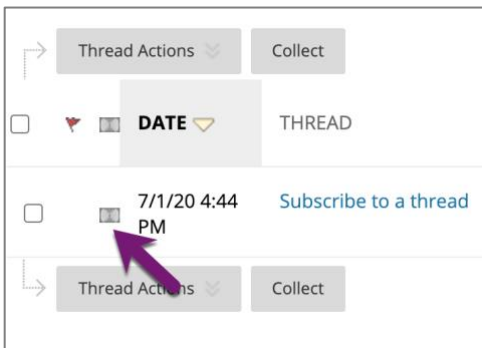
1. Access the discussion forum and **add a checkmark** beside the thread(s) to which you want to subscribe.



2. Select **Subscribe/unsubscribe** from the **Tread Actions** menu.



3. A gray subscription icon will appear beside your subscribed threads.



4. To unsubscribe to a thread, add a check beside the thread.
5. Select **Subscribe/unsubscribe** from the Tread Actions menu.