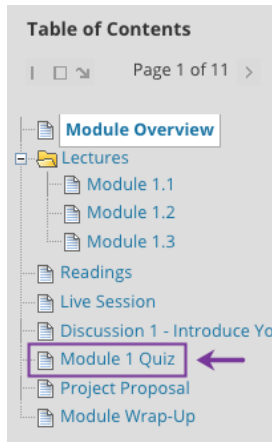


Taking a Quiz (or Test) in Blackboard

1. To open a quiz, select it from the module table of contents, or use the navigation arrows at the top right corner of the screen



2. Quizzes may be set to open in a new window or a new tab within your web browser. If the quiz doesn't launch you will see a message instructing you to click a link to launch the quiz manually

If this item does not open automatically you can [open Module 1 Quiz here](#)

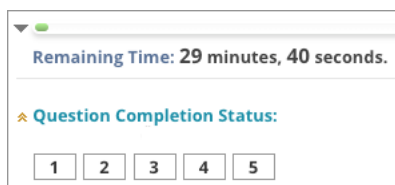
3. The instructions and rules for the quiz will be displayed. Before beginning a quiz, be sure to review the instructions carefully. Instructors may vary the types of questions included in quizzes as well as the way the questions appear.

INSTRUCTIONS	
Description	This quiz contains 5 multiple choice questions that will assess your comprehension of this module. You will have 30 minutes to complete the quiz from the moment you begin it. The timer will keep ticking even if you leave the test and return, so plan your time accordingly.
Timed Test	This test has a time limit of 30 minutes.
Timer Setting	You will be notified when time expires, and you may continue or submit.
Force Completion	This test can be saved and resumed later. The timer will continue to run if you leave the test.
Click Begin to start: Module 1 Quiz. Click Cancel to go back.	

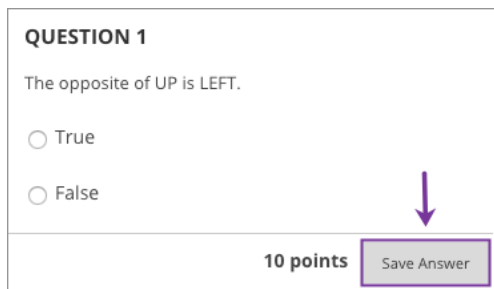
4. After the quiz has launched, click **Begin** to start



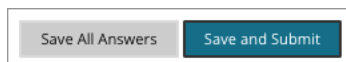
5. Quizzes with a time limit will display a timer that "floats" down the page as you scroll through it



- The quiz interface is intuitive. Simply select the best answer for each question or type your response and click **Save and Submit** when you are done.

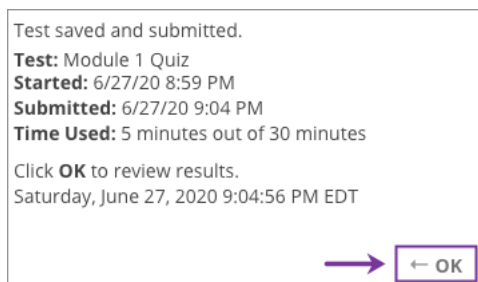


- As you progress through the quiz, you have the option of saving your work. You may accomplish this for a single question by clicking the **Save Answer** button to the right of the question.



- After submitting your quiz, you will see a page confirming that you have completed it.

If the quiz was graded automatically, your results may be available immediately. Click on the **OK** button at the bottom right of the screen to view them.



- Your quiz and exams results will also be available via the **My grades** link in the course menu or by re-visiting a previous quiz.