

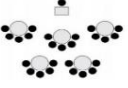

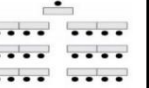





CONFERENCE ROOM CAPACITIES (RENTALS)

									
Room Name	Square Feet	Theater	Rounds	Crescent Rounds	Reception	Classroom	Conference + Perimeter	Hollow Square	U-Shape
LARGE SPACE (THE BIG THREE)									
Kenney-Herter Auditorium W	3,541	300	—	—	300	—	—	—	—
Kenney Only	2,384	200	112	70	200	75	30	48	36
Herter Only	1,157	70	56	35	100	—	24	—	—
Rome Auditorium (w. reception room)	1,879	100	—	—	56	—	—	—	—
BOB 500	1,244	100	—	—	100	30	30	34	30
NITZE BUILDING									
N410 W	423	—	—	—	—	—	18 + 14 perimeter	—	—
N417 W	945	—	—	—	—	63	—	—	—
N501 W	247	—	—	—	—	—	14	—	—
N507 W	407	—	—	—	—	—	22 + 6 perimeter	—	—
BERNSTEIN-OFFIT BUILDING (BOB)									
B736	824	—	—	—	—	—	25 + 15 perimeter	—	—
ROME BUILDING									
R200 W	1,165	—	—	—	—	64	—	—	—
R202	375	—	—	—	—	—	14 + 6 perimeter	—	—
R532 W	268	—	—	—	—	—	10	—	—
R806 W	888	—	—	—	—	—	24 + 23 perimeter	—	—
R812 W	648	—	—	—	—	—	16 + 28 perimeter	—	—

Capacities can vary based on specific A/V, setup and catering needs.
As of March 2022

W indicates room with windows.